



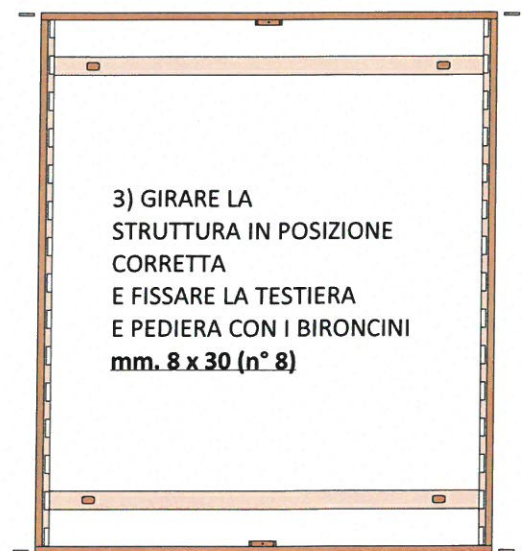

LETTO UKIYO FAGGIO MASSELLO



1) PRIMA DI TUTTO: UNIRE I PIEDI PERIMETRALI ALLE TRAVERSE PORTA PIEDI E FISSARLI CON I BIRONCINI mm. **10x60 (n° 8)**

MONTARE AL CONTRARIO:


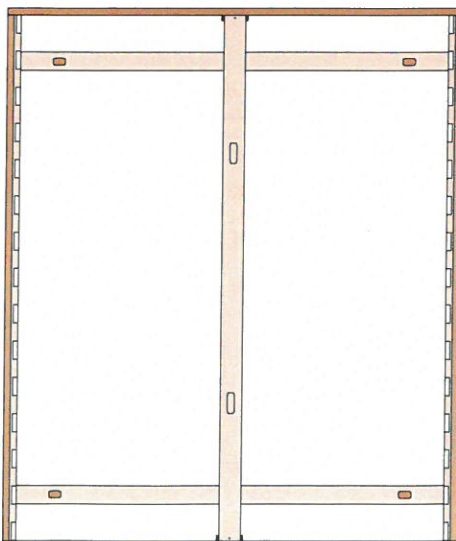
2) UNIRE LE TRAVERSE CENTRALI AI LONGHERONI INSERENDOLE NELLE APPOSITE SEDI: INFILARE NEI FORI I BIRONCINI DI LEGNO mm. **10 x 30 (n° 8)** PER FISSARLI




4) FISSARE I PIEDI CENTRALI ALLA TRAVERSA CENTRALE CON I BIRONCINI mm. **10 x 30 (n° 8)**

5) POSIZIONARE LA TRAVERSA CENTRALE NELLE SEDI APPOSITE POSTE IN TESTIERA E PIEDIERA FISSARLA CON IL BIRONCINO mm. **10 x 50 (n° 2)**


6) ALLOGGIARE LE DOGHE NELLE APPOSITE SEDI




LETTO UKIYO
FAGGIO MASSELLO




bironcini 10 x 60




bironcini 10 x 30



bironcini 8 x 30



bironcini 10 x 30



bironcini 10 x 50

